



*DL21T at inspection by a block. The 5th or 6st floor is reached easily and safely.*

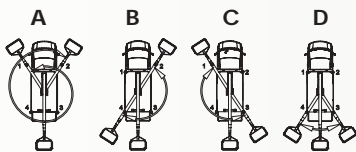


**1.** The drop front with the hydraulic unit is easy to get to. Which makes the service and maintenance easy and functional

**2.** The ground control is also mounted on a drop front, and gives you control of all functions.

**3.** Proportional control. Uncomplicated operation of all functions from the control panel in the basket.

**4.** The rotating basket is delivered as standard with 2 x 45 degrees, thus ensuring an optimum working position on all sides.



- variable outrigger position as standard.  
Four different supporting possibilities:

- A.** wide support, both sides: slewing area, 420°
- B.** one-sided wide, right: slewing area, right side: 180°
- C.** one-sided wide, left : slewing area, left side: 180°
- D.** narrow vehicle width : slewing area, rear: 90°

## The truck series from Denka Lift A/S - up to 20.9 mtrs. working height and mounted on 3.5 t truck

The DL19T/DL21T truck series from Denka Lift A/S with all the advantages:

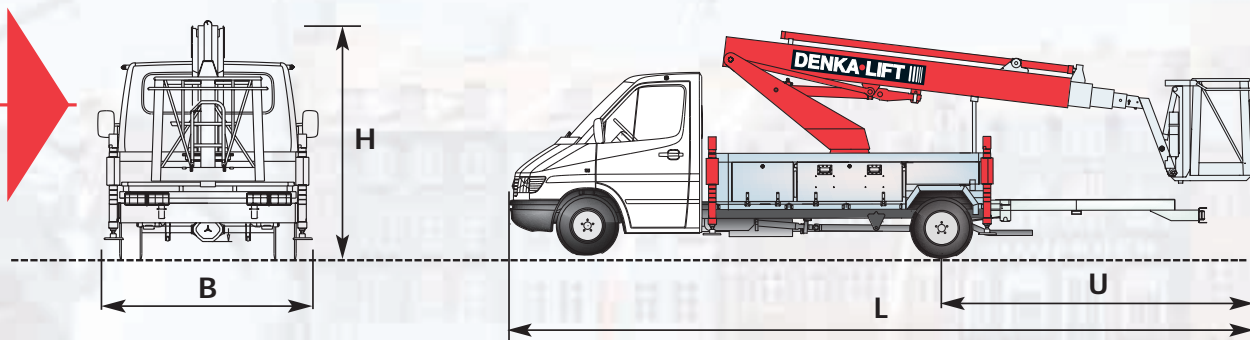
- Up to 20.9 metres working height on 3.5 t. truck
- Narrow travelling
- Low travelling height
- Easily accessible personnel cage
- Can be mounted on different types of trucks, such as Mercedes and VW with wheel base 4078 mm

The automatic load limit device ensures optimum outreach depending on the load in the personnel cage.

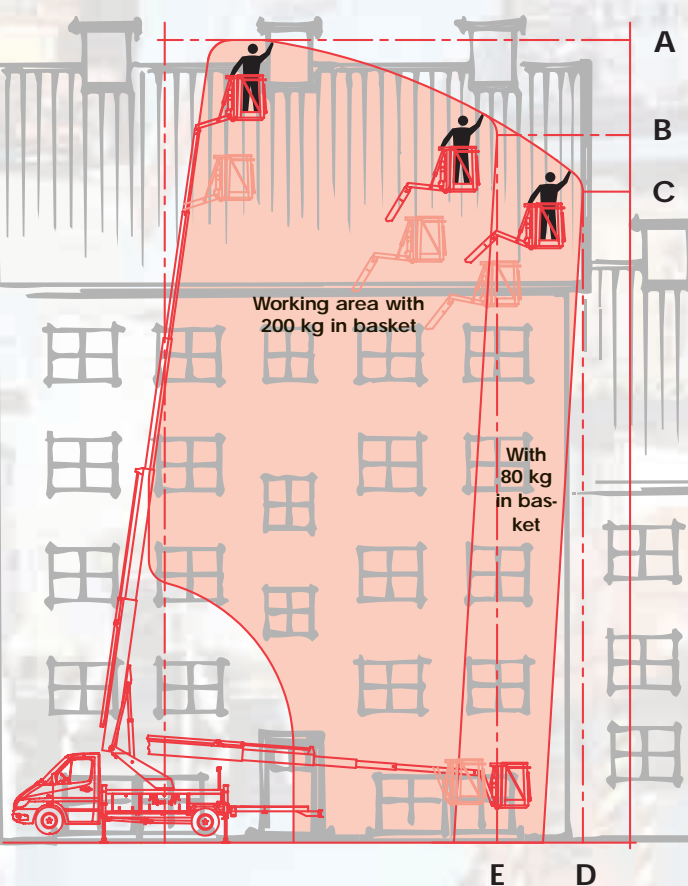
Each DENKA LIFT meets the most stringent safety standards. The electrical and hydraulic units have double safety devices and the cylinders have hose break valves. All lift movements are controlled by pressure-relief valves.

# Model DL19T/DL21T

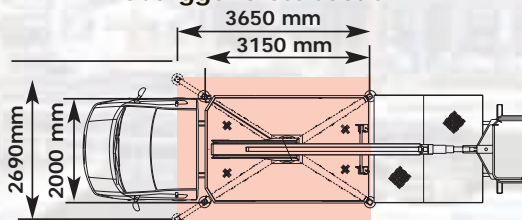
## Technical data



## Max working height



## Outrigger cross section



| Standard model | DL19T | DL21T |
|----------------|-------|-------|
|----------------|-------|-------|

### Capacity

|                       |        |        |
|-----------------------|--------|--------|
| Max. working height A | 18.7 m | 20.9 m |
| Working height B      | 16.0 m | 19.3 m |
| Working height C      | 13.0 m | 17.2 m |
| Max. reach D          | 10.2 m | 10.8 m |
| Reach E               | 7.8 m  | 7.8 m  |
| Max. load in basket   | 200 kg | 200 kg |
| Slew movement         | 420°   | 420°   |

### Transport dimension

|                     |          |          |
|---------------------|----------|----------|
| length L1           | 8400 mm  | 8400 mm  |
| Overhang U          | 3400 mm  | 3400 mm  |
| Height H            | 2550 mm  | 2550 mm  |
| Width B             | 2200 mm  | 2200 mm  |
| Net weight standard | <3500 kg | <3500 kg |

Incl. truck Mercedes Sprinter

### STANDARD EQUIPMENT:

- Rotating alu basket 1200 mm
- Proportional control
- Hydraulic outriggers
- ELCB 30 mA
- Hour counter
- 230 Volt main supply
- Variable outrigger position
- Start/stop of truck engine from basket

### EXTRA ACCESSORIES:

- Yellow rotating light
- Height limiting system 2 steps
- Special colours
- Yellow flashing light on outriggers
- Biological degradable hydraulic oil
- Adjustable Basket from ground level