




Detachable basket

The basket can be detached quickly and easily by removing a cotter bolt. This improves the manoeuvrability of the lift in cramped conditions.



1. Hydraulic support legs ensure speed of erection and safety even on sloping surfaces.

2. Proportional control. Straightforward operation of all functions from the control panel in the basket.

3. The width of the Narrow Lift can be reduced quickly and easily. Once the basket has been removed the lift can be used in all kinds of tight corners, and even passes easily through narrow doors.

Developed for indoor use in particular

The Narrow Lift was originally developed for use in large indoor shopping centres and airports, but it can of course be used outdoors as well.

Thanks to the low weight and large support surfaces of this lift, it causes no damage to indoor flooring, which can often be a costly affair.

The mobility and manoeuvrability of the lift are unique, thanks to its two pairs of wheels, which can be rotated on their own axis.

The maximum working height is from 25 to 28 metres. Automatic restriction of the load moment ensures optimum reach to suit the load in the basket.

All DENKA LIFTS meet the most stringent safety standards. The electrical and hydraulic system features double safety devices, the cylinders have hose break valves, and all the movements of the lift have a pressure control valve safety system.

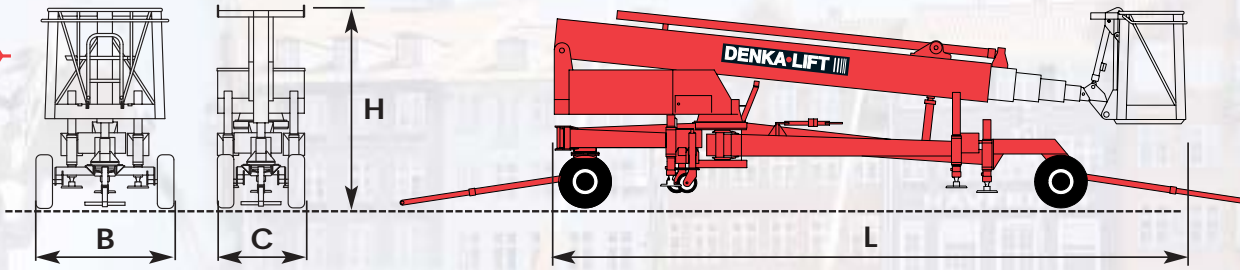
The telescopic boom is made of specially extruded aluminium profiles, which ensure stability with a low weight.

The combination of the boom and the continuously adjustable control system provides the operator in the basket with a stable, safe and highly functional workplace.

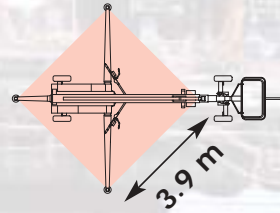
The Narrow Lift range comprises of flexible lifts which can be supplied for battery operation or direct connection to the mains supply.

Typical application areas are indoor maintenance of shopping centres, churches, airports, atriums, etc.

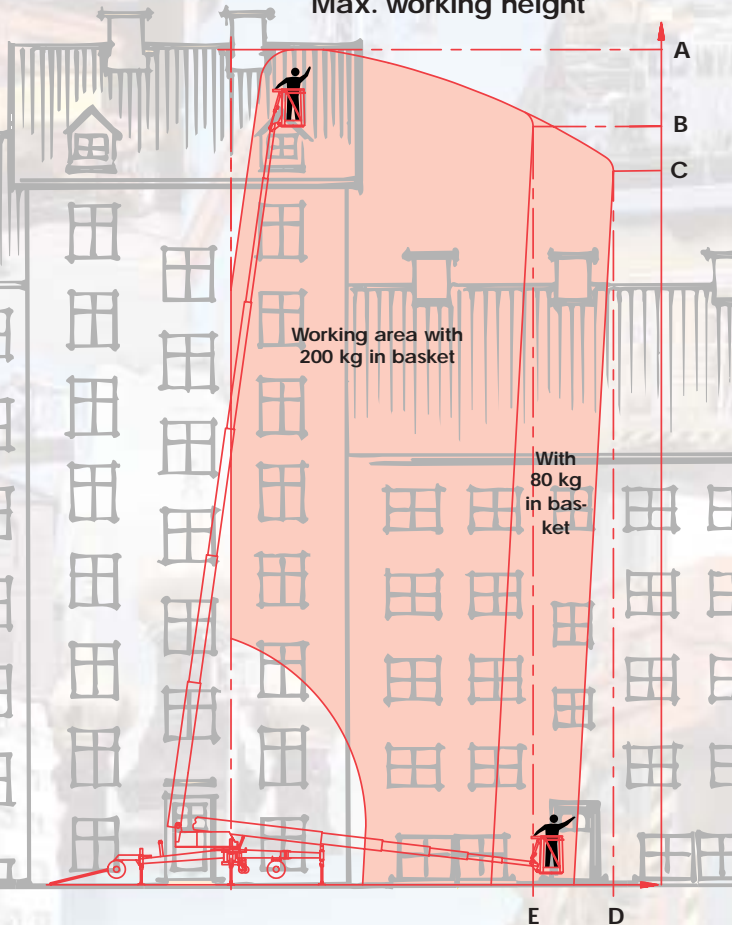
Technical data



Outrigger cross section



Max. working height



Standard model	DL25N	*)DL28N
Capacity		**)1/2
Max. working height A	25.0 m	25.0/28.0 m*
Working height B	23.1 m	23.1/ - m
Working height C	21.8 m	22.0/24.4 m
Max. reach D	10.6 m	10.8/12.0 m
Reach E	8.9 m	8.1/ - m
Max. load in basket	200 kg	200/120 kg
Slew movement	kont. 360°	kont. 360°
Transport dimension		
Length	7090 mm	7310mm
Height H	1970 mm	1970 mm
Max width B	1350 mm	1350 mm
Max width C	880 mm	880 mm
Net weight standard	2610 kg	2635 kg
Telescopic boom	5-stags alu	6-stags alu

**) 1: With boom extension in : 25 mtrs. working height 200 kgs. / 2 persons
 2: With boom extension out: 28 mtrs. working height 120 kgs. / 1 persons

STANDARD EQUIPMENT:

- Detachable alu basket 1200 mm
- Rotating detachable alu basket 1200 mm (only DL25N)
- Battery operation
- Proportional control
- Hydraulic outriggers
- Hydraulic wheel drive
- HFI relay 30 mmA
- Hour counter
- Charging key

EXTRA ACCESSORIES:

- Current supply 50 (80) A/24 V
- Yellow rotating light
- Height limiting system 2 steps
- Special colours
- Yellow flashing light on outriggers
- Biological degradable hydraulic oil
- Adjustable Basket from ground level

*increase in weight