



HA12PX

Rough-terrain
articulating
boom

- 507 lb (230 kg) platform capacity.
- 21 ft 8 in (6.6 m) horizontal outreach.
- 40% gradeability.
- 12 in (30 cm) ground clearance.



ISO 9001
GROUP
PINGUELY
HAULOTTE



ARTICULATED BOOMS



VERTICAL MASTS



TELESCOPIC BOOMS



SCISSOR LIFTS



TRAILERS

Haulotte®

ON THE UP

HA12PX

ROUGH-TERRAIN ARTICULATING BOOM

The Haulotte® advantages

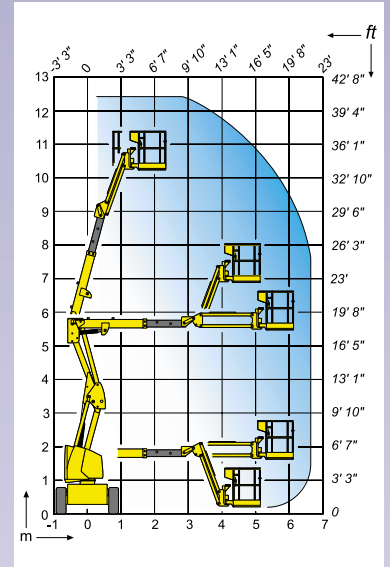
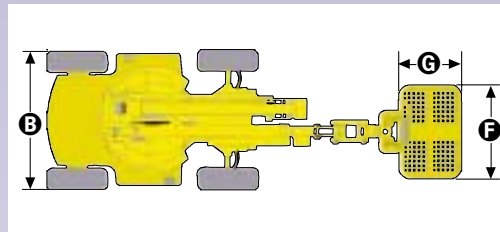
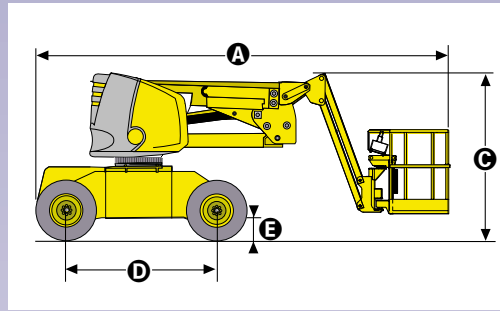
- Hydraulic differential lock and 12 in (30 cm) ground clearance for improved rough terrain capability
- 12 ft 8 in (3.88 m) turning radius and 6 ft 1 in (1.85 m) width for improved manoeuvrability
- Full proportional controls for all movements
- Simple uncomplicated operational controls
- Work platform overload limiter increases safety
- Robust, reliable and easy to maintain design

STANDARD FEATURES

- 4 wheel drive and 2 back steering wheels
- Diesel engine
- 230 V-50 Hz / 120 V -60 Hz power line to cage
- 5° tilt alarm
- Safe use in winds up to 28 mph (45 km/h)
- 12 V - 95 A Battery / electrical control system
- Load limiter in cage
- Emergency hand pump
- Free wheeling device
- Hourmeter
- Mechanical turret slewing lock
- Towing hooks / lifting eyes
- 2 hooks for safety harness in cage


OPTIONS & ACCESSORIES

- Travel / motion alarm
- Rotating beacon
- Working light
- Hydraulic oil cooler
- Power line to cage
- Biodegradable oil for warm and cold countries
- 12 x 18 large tyres



SPECIFICATIONS

Working height	39 ft 10 in	12.3 m
Platform height	33 ft 10 in	10.3 m
Horizontal outreach	21 ft 8 in	6.6 m
Platform capacity	507 lb	230 kg
Up and over clearance	17 ft 3 in	5.25 m
Fly jib range of motion	140° (-70° / +70°)	140° (-70° / +70°)
Fly Jib length	59 in	1.5 m
A Length	18 ft	5.5 m
B Width	6 ft 1 in	1.85 m
C Stowed height	7 ft	2.14 m
D Wheelbase	6 ft 4 in	1.94 m
E Ground clearance	12 in	30 cm
F x G Platform size	47 in x 31 in	1.2 m x 0.8 m
Transport length	18 ft	5.5 m
Transport Height	7 ft 1 in	2.15 m
Tailswing	0	0
Drive speed	0.7 / 2.8 mph	1.2 km/h - 4.5 km/h
Outside turning radius	11 ft 4 in	3.45 m
Inside turning radius	5 ft 1 in	1.55 m
Turntable rotation	360°	360°
Hydraulic platform rotation	180°	180°
Engine	Diesel 31 hp - 23 kW	Diesel 31 CV - 23 kW
Gradeability	40%	40%
Tyres (Foam Filled)	10.5/80 - 18/10	10.5/80 - 18/10
Hydraulic tank	22 gallons	100 l
Fuel tank	14 gallons	65 l
Weight	12.215 lb	5.540 kg



Haulotte®