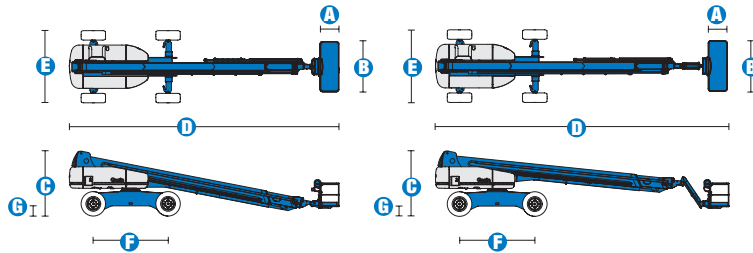


Specifications



| MODELS | S™-120 | | S™-125 | |
|---------------------------------------|-------------|---------|-------------|---------|
| MEASUREMENTS | US | Metric | US | Metric |
| Working height maximum* | 126 ft | 38.58 m | 131 ft 2 in | 40.15 m |
| Platform height maximum | 120 ft | 36.58 m | 125 ft 2 in | 38.15 m |
| Horizontal reach maximum | 75 ft | 22.86 m | 80 ft | 24.38 m |
| Below ground reach | 6 ft 6 in | 1.98 m | 10 ft 9 in | 3.27 m |
| A Platform length - 8 ft model | 3 ft | .91 m | 3 ft | .91 m |
| Platform length - 6 ft model | 2 ft 6 in | .76 m | 2 ft 6 in | .76 m |
| B Platform width - 8 ft model | 8 ft | 2.44 m | 8 ft | 2.44 m |
| Platform width - 6 ft model | 6 ft | 1.83 m | 6 ft | 1.83 m |
| C Height - stowed | 10 ft 1 in | 3.07 m | 10 ft 1 in | 3.07 m |
| D Length - stowed | 42 ft 8 in | 13.00 m | 46 ft 9 in | 14.25 m |
| Length - transport (jib tucked under) | | | 39 ft 11 in | 12.17 m |
| E Width - axles retracted | 8 ft 2 in | 2.49 m | 8 ft 2 in | 2.49 m |
| Width - axles extended | 11 ft | 3.35 m | 11 ft | 3.35 m |
| F Wheelbase | 12 ft | 3.66 m | 12 ft | 3.66 m |
| G Ground clearance - center | 1 ft 5.5 in | .44 m | 1 ft 5.5 in | .44 m |

PRODUCTIVITY

| | | | | |
|---|----------------------|----------|----------------------|----------|
| Lift capacity | 750 lbs | 340 kg | 500 lbs | 227 kg |
| Platform rotation | 160° | | 160° | |
| Vertical jib rotation | — | | 135° | |
| Turntable rotation | 360° continuous | | 360° continuous | |
| Turntable tailswing - axle retracted | 5 ft 6 in | 1.68 m | 5 ft 6 in | 1.68 m |
| Turntable tailswing - axle extended | 4 ft 1 in | 1.24 m | 4 ft 1 in | 1.24 m |
| Drive speed - stowed | 3.0 mph | 4.8 km/h | 3.0 mph | 4.8 km/h |
| Drive speed - raised/extended below 80 ft | 0.68 mph | 1.1 km/h | 0.68 mph | 1.1 km/h |
| Drive speed - raised/extended above 80 ft | 0.34 mph | .55 km/h | 0.34 mph | .55 km/h |
| Gradeability - stowed** | 40% | | 40% | |
| Turning radius - axle retracted: inside | 13 ft 2 in | 4.01 m | 13 ft 2 in | 4.01 m |
| Turning radius - axle retracted: outside | 22 ft 2 in | 6.75 m | 22 ft 2 in | 6.75 m |
| Turning radius - axle extended: inside | 8 ft 6 in | 2.59 m | 8 ft 6 in | 2.59 m |
| Turning radius - axle extended: outside | 18 ft 10 in | 5.74 m | 18 ft 10 in | 5.74 m |
| Controls | 12 V DC proportional | | 12 V DC proportional | |
| Tires - RT lug | 445/65 D22.5 | | 445/65 D22.5 | |

POWER

| | | | | | | |
|-------------------------|---|-------|--|-------|--|--|
| Power source | Deutz TD 2011 L04i 4-cylinder turbo diesel, 74 hp (55 kW) | | Perkins 804-33T 4-cylinder turbo diesel, 83 hp (62 kW) | | Cummins B3.3T 4-cylinder turbo diesel, 80 hp (60 kW) | |
| Auxiliary power unit | 12 V DC | | 12 V DC | | | |
| Hydraulic tank capacity | 55 gal | 208 L | 55 gal | 208 L | | |
| Fuel tank capacity | 40 gal | 151 L | 40 gal | 151 L | | |

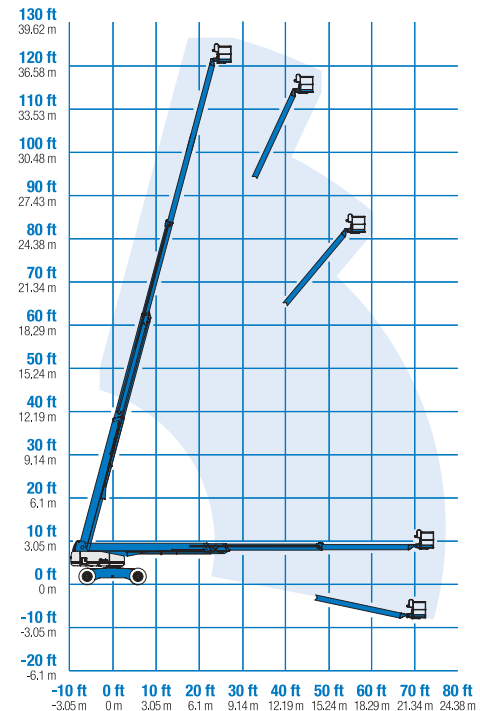
WEIGHT***

| | | | | |
|-----|------------|-----------|------------|-----------|
| 4WD | 44,340 lbs | 20,112 kg | 44,640 lbs | 20,248 kg |
|-----|------------|-----------|------------|-----------|

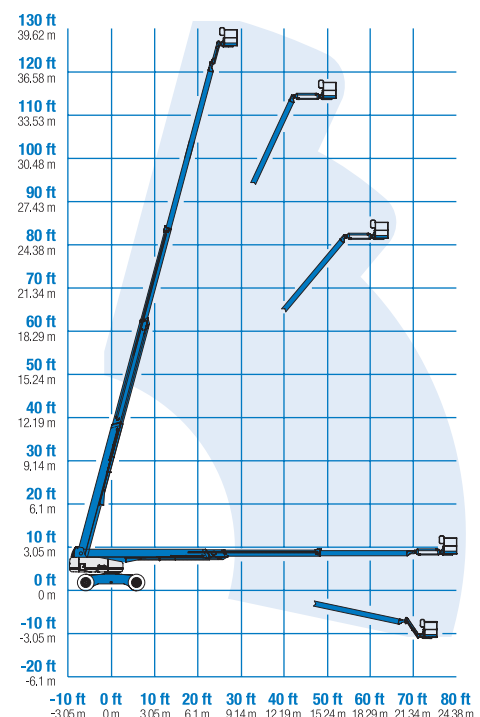
STANDARDS COMPLIANCE ANSI A92.5, CSA B354.4, CE Compliance, AS 1418.10



RANGE OF MOTION S™-120



RANGE OF MOTION S™-125



* The metric equivalent of working height adds 2 m to platform height. U.S. adds 6 ft to platform height.

** Gradeability applies to driving on slopes. See operator's manual for details regarding slope ratings.

*** Weight will vary depending on options and/or country standards.

Features

EASILY CONFIGURED TO MEET YOUR NEEDS

PLATFORM OPTIONS

- Steel 8 ft (2.44 m) (standard)
- Steel 6 ft (1.83 m)
- Steel 6 or 8 ft (1.83 or 2.44 m) tri-entry
- Steel 4 ft (1.22 m)**
- Steel 5 ft (1.52 m)**

JIB OPTIONS

- Non-jib
- 5 ft (1.52 m) jib boom

POWER OPTIONS

- Deutz turbo diesel 74 hp (55 kW)
- Perkins diesel 83 hp (62 kW)
- Cummins diesel 80 hp (60 kW)

DRIVE/STEER OPTIONS

- 4WD (standard)
- 4WS (standard)

AXLE

- Extendable axles (standard)

TIRE

- Rough terrain foam-filled (standard)

STANDARD FEATURES

MEASUREMENTS

S™-120

- 126 ft (38.58 m) working height
- 75 ft (22.86 m) horizontal reach
- 750 lb (340 kg) lift capacity

S™-125

- 131 ft 2 in (40.15 m) working height
- 80 ft (24.38 m) horizontal reach
- 500 lb (227 kg) lift capacity

PRODUCTIVITY

- Self-leveling platform
- Hydraulic platform rotation
- Fully proportional Hall effect joystick controls
- Hydraulic oil cooler
- Drive enable
- AC power cord to platform
- Horn
- Hour meter
- Tilt alarm
- Descent alarm
- Alarm package
- 360° continuous turntable rotation
- Locking turntable covers
- Positive traction drive
- Two speed wheel motors
- Configurable controls to limit maximum height to 80 ft (24.38 m) or 100 ft (30.48 m)
- Ground control box cover
- Engine status display

POWER

- All engines are emissions compliant
- 12 V DC auxiliary power
- Anti-restart engine protection
- Auto engine fault shutdown



OPTIONS & ACCESSORIES

PRODUCTIVITY

- Platform swing gate
- Half mesh platform inserts with swing gate
- Platform top auxiliary rail
- Arc Pro 275™ Heavy-Duty Welder package
- Welder Ready package
- Weld leads to platform
- Air line to platform
- Fire resistant hydraulic oil
- Biodegradable hydraulic oil
- Basic hostile environment kit
- Deluxe hostile environment kit
- Deluxe aircraft protection package (6 ft platform only)
- Thumb rocker steer
- Tool tray
- Fluorescent tube caddy
- Pipe cradle (pair)
- Panel cradle package*
- Platform work lights
- Front driving lights
- Lockable platform control box covers

POWER

- AC generator packages (110V/60Hz, 3000W or 220V/50Hz, 2500W)
- Cold Weather Packages
- Arctic Packages
- Diesel scrubber/spark arrestor muffler
- Diesel spark arrestor muffler (not available on Cummins engine)
- Retained key selector switch

* Available on select models

** Not available on CE machines

Head Office
Westside, London Road,
Hickstead, West Sussex,
RH17 5LZ

T 01444 88 11 88
F 01444 88 11 99
E hiredesk@facelift.co.uk
W facelift.co.uk

facelift
access and safety made easy

Effective Date: January, 2009. Product specifications and prices are subject to change without notice or obligation. The photographs and/or drawings in this document are for illustrative purposes only. Refer to the appropriate Operator's Manual for instructions on the proper use of this equipment. Failure to follow the appropriate Operator's Manual when using our equipment or to otherwise act irresponsibly may result in serious injury or death. The only warranty applicable to our equipment is the standard written warranty applicable to the particular product and sale and we make no other warranty, express or implied. Products and services listed may be trademarks, service marks or trade-names of Terex Corporation, Genie Industries, Inc. and/or their subsidiaries in the U.S.A. and many other countries and all rights are reserved. Terex is a Registered Trademark of Terex Corporation in the U.S.A. and many other countries. Genie is a Registered Trademark of Genie Industries, Inc. in the U.S.A. and many other countries. Genie is a Terex Company. © 2009 Terex Corporation.

S120 3.5K 0109K. Part No. 109371

www.genieindustries.com