

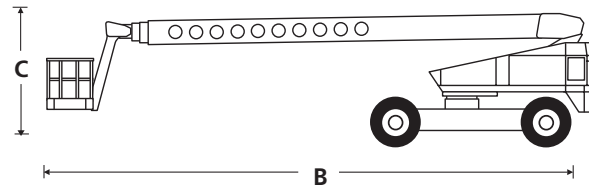

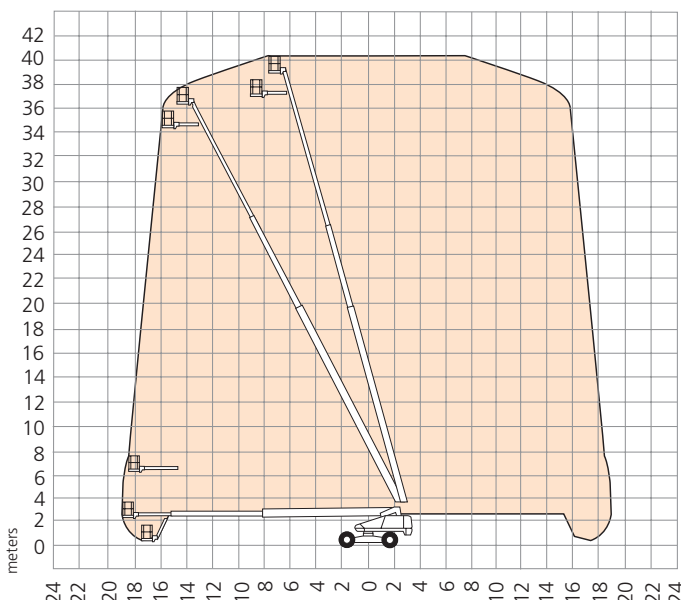
DIMENSIONS	T120	T126J
Max. working height	38.6m	40.4m
Max. platform height	36.6m	38.4m
Max. working outreach	18.9m	19.2m
Platform size	0.76m x 2.44m	0.76m x 2.44m
Overall width (A)	2.6m	2.6m
Operational width	3.9m	3.9m
Overall length (B)	12.9m	13.7m
Stowed height (C)	3.0m	3.2m
Ground clearance	330mm	330mm

PERFORMANCE		
Platform capacity (SWL)	227kg	272kg
Max. drive height	36.6m	38.4m
Max. drive speed (stowed)	4.8km/h	4.8km/h
Max. drive speed (elevated)	0.8km/h	0.8km/h
Jib length	n/a	1.8m
Jib working arc	n/a	75°
Platform rotation	180°	180°
Turret rotation (continuous)	360°	360°
Raise/lower time	280/280 seconds	208/215 seconds
Gradeability	25%	30%
Inside turning radius	5.8m	5.8m
Tyres	18 x 22.5 loader lug poly filled	
Controls	proportional joystick	
Drive system	4 wheel drive	

POWER	
Power source	Cummins 3.3 litre water cooled diesel 65hp

WEIGHT		
Gross weight	17,917kg	19,119kg

WORKING ENVELOPE



STANDARD FEATURES

- 1.8m, 75° jib
- Hydraulic powered platform rotation
- 4 wheel drive
- Proportional control of drive, boom lift and slew
- Poly filled lug tyres
- Driveable at full height
- Horn
- Power line to platform (no sockets)
- Hydraulic extending rear axle
- Envelope management system
- CE approved

OPTIONS

- Hydraulic generator
- Platform control box cover
- Twin platform work lights
- Airline to platform
- Flashing amber beacon
- Swing gate in lieu of drop bar
- Sandblast protection kit
- Driving lights
- Cold weather start kit
- Hydraulic system cold weather warm-up kit
- Drive motion alarm
- Towing package