

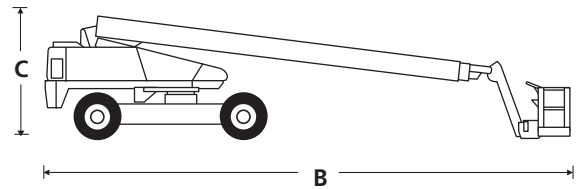

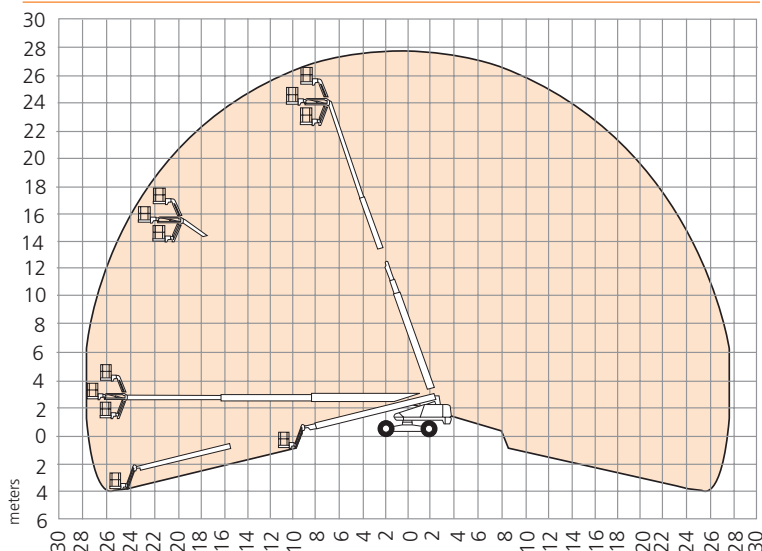
DIMENSIONS	T80	T85J
Max. working height	26.4m	27.9m
Max. platform height	24.4m	25.9m
Max. working outreach	21.7m	23.4m
Platform size	0.76m x 2.44m	0.76m x 2.44m
Overall width (A)	2.6m	2.6m
Overall length (B)	11.8m	12.9m
Stowed height (C)	2.9m	2.9m
Ground clearance	330mm	330mm

PERFORMANCE		
Platform capacity (SWL)	227kg	227kg
Max. drive height	24.4m	25.9m
Max. drive speed (stowed)	4.8km/h	4.8km/h
Max. drive speed (elevated)	1.0km/h	1.0km/h
Jib length	n/a	1.8m
Jib working arc	n/a	140°
Platform rotation	165°	170°
Turret rotation (continuous)	360°	360°
Raise/lower time	195/175 seconds	230/210 seconds
Gradeability	30%	30%
Inside turning radius	2.4m	2.4m
Tyres	15 x 625 loader lug poly filled	
Controls	proportional joystick	
Drive system	4 wheel drive	

POWER	
Power source	Deutz F4L-2011 air cooled diesel 64hp

WEIGHT		
Gross weight	16,480kg	17,100kg

## WORKING ENVELOPE



## STANDARD FEATURES

- 1.8m, 140° jib (T85J only)
- Hydraulic powered platform rotation
- 4 wheel drive
- 4 wheel steer, including crab steer
- Proportional control of drive, boom lift and slew
- Foam filled lug tyres
- Driveable at full height
- Horn
- Power line to platform (no sockets)
- CE approved

## OPTIONS

- Hydraulic generator
- Platform control box cover
- Twin platform work lights
- Airline to platform
- Amber beacon on boom
- Swing gate in lieu of drop bar
- Sand blast protection kit
- Driving lights
- Cold weather start kit
- Hydraulic system cold weather warm-up kit
- Drive motion alarm
- Towing package