

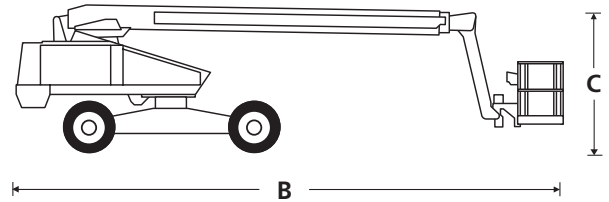
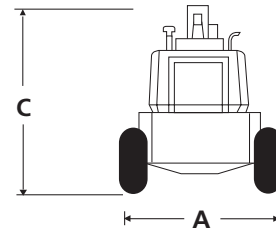
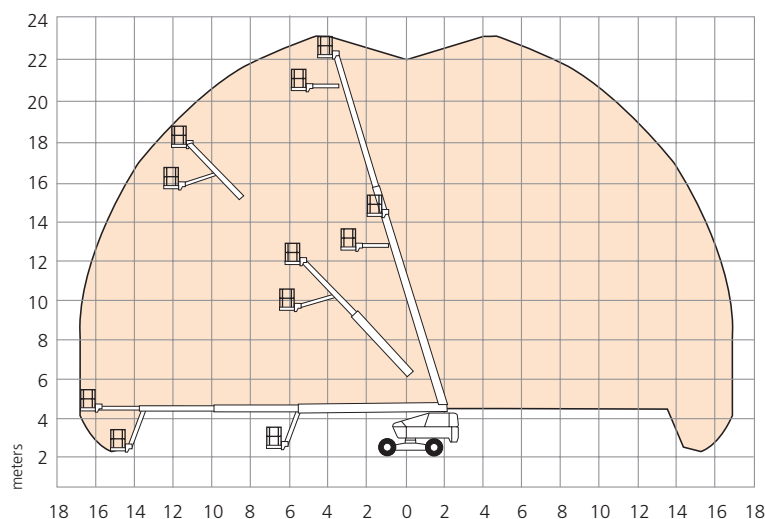
DIMENSIONS	TB60RT	TB66JRT
Max. working height	20.3m	22.1m
Max. platform height	18.3m	20.1m
Max. working outreach	15.2m	17.1m
Platform size	2.44 x 0.76m	2.44 x 0.76m
Overall width (A)	2.5m	2.5m
Overall length (B)	9.4m	10.0m
Stowed height (C)	2.7m	2.7m
Wheelbase	3.0m	3.0m
Ground clearance	330mm	330mm

PERFORMANCE		
Platform capacity	227kg	227kg
Max. drive height	18.3m	20.1m
Max. drive speed (stowed)	4.8km/h	4.8km/h
Max. drive speed (elevated)	0.8km/h	0.96km/h
Jib length	n/a	1.8m
Jib arc	n/a	90°
Raise/lower time	150/150 sec	176/176 sec
Gradeability	30%	30%
Inside turning radius	4.7m	4.7m
Tyres	38cm x 50cm foam filled	
Controls	proportional drive, raise, slew + rotation	
Drive system	4 wheel drive	

POWER		
Power source	Deutz F4L-2011F air cooled diesel	
Auxillary power unit	12V DC	12V DC

WEIGHT		
Gross weight	9,857kg	11,916kg

WORKING ENVELOPE



STANDARD FEATURES

- 1.8m, 90° jib (TB66JRT)
- 180° hydraulic powered platform rotation
- 4 wheel drive
- Proportional control of drive, boom lift, rotation and slew
- Foam filled lug tyres
- Driveable at full height
- Operator horn
- 3 entry cage
- Power line to platform (no sockets)
- CE approved

OPTIONS

- Special paint colours
- Hydraulic generator
- Bumpguard system
- Platform control box cover
- Twin platform work lights
- Airline to platform
- Amber beacon on boom
- Swing gate in lieu of drop bar (at main entrance)
- Sand blast protection kit
- Driving lights