

**UpRight**

**UL20/25**

**32/40**

# personnel lifts

telescopic mast

Patented Girder Lock  
telescopic mast system feels  
solid and sturdy

Ground level entry

Choice of platform heights

Small footprint allows set up  
in narrow aisles, tight spaces

Fast set-up increases  
productivity

EZ Loader system for  
transporting by pick-up truck

Tilt-back system allows  
passage through  
standard doorways

AC or DC power

Five year  
structural warranty



Photograph shown CE model

specifications	UL20	UL25	UL32	UL40
working height (A)	25ft. 5ins. (7.8m)**	31ft. (9.6m)**	38ft.( 11.72m)**	46ft. (14.15m)**
platform height - (max.) (B)	19.5ft. (5.8m.)	25ft. (7.6m.)	32ft. (9.72m.)	40ft. (12.15m.)
platform height - (lowered) (C)	34.5ins. (0.87m.)	n/a	n/a	n/a
platform capacity	350lbs. (159kg.)	350lbs. (159kg.)	300lbs. (136kg.)	300lbs. (136kg.)
platform size	22ins. x 26ins. (0.56m. x 0.66m.)	26ins. x 26ins. (0.66m. x 0.66m.)	26ins. x 26ins. (0.66m. x 0.66m.)	26ins. x 26ins. (0.66m. x 0.66m.)
stowed dimensions: width (G)	29ins. (0.74m.)	29ins. (0.74m.)	29ins. (0.74m.)	29ins. (0.74m.)
height (C)	78ins. (1.98m.)	78ins. (1.98m.)	99.5ins. (2.53m.)	114ins. (2.90m.)
length (D)	45ins. (1.14m.)	49.5ins. (1.26m.)	52.5ins. (1.32m.)	52.5ins. (1.32m.)
tilted back:				
height (E)	n/a	74.75ins. (1.90m.)	72.75ins. (1.85m.)	79ins. (2.00m.)
length (F)	n/a	102ins. (2.59m.)	107ins. (2.72m.)	120ins. (3.05m.)
outrigger footprint	55ins. x 53ins.	59ins. x 56ins.	81ins. x 78ins.	92ins. x 89ins.
width x length (J x H)	(1.40m. x 1.35m.)	(1.50m. x 1.43m.)	(2.06m. x 1.99m.)	(2.34m. x 2.26m.)
wall / corner access	0ins./14.5ins. (0m/0.37m)	n/a	n/a	n/a
wall access - distance from front of platform to wall	n/a	4ins. (102mm.)	14ins. (356mm.)	20ins. (508mm.)
weights: AC	646lbs. (293kg.)	770*lbs. (349kg.)	920lbs. (417kg.)	990lbs. (449kg.)
weights: DC	722lbs. (327kg.)	810*lbs. (367kg.)	960lbs. (435kg.)	1,030lbs. (467kg.)
guardrail height	43.5ins. (1.1m.)	43.5ins. (1.11m.)	43.5ins. (1.11m.)	43.5ins. (1.11m.)
toeboard height	6ins. (152mm.)	6ins. (152mm.)	6ins. (152mm.)	6ins. (152mm.)
power source	AC electric motor 110V, 60Hz DC electric motor 12V battery Grp.27 105 amp/hours	AC electric motor 1 hp single phase 110/220V, 50/60Hz DC electric motor 12V battery, Grp.27 105 amp/hours		
battery charger	Automatic 110V, 60Hz	Automatic 110V, 60Hz	Automatic 110V, 60Hz	Automatic 110V, 60Hz

\*AC with tilt back 840 lbs. ( 381kg.) ; DC w/tilt back 880 lbs. (399kg.)

\*\*Working height in the U.S. is 6 ft. above platform height. Metric working height is 2m above platform height.

Specifications subject to change without notice. Photos and diagrams in this brochure are for promotional purposes only. Refer to appropriate UpRight Operators manual for detailed instructions on the proper use and maintenance of this equipment.

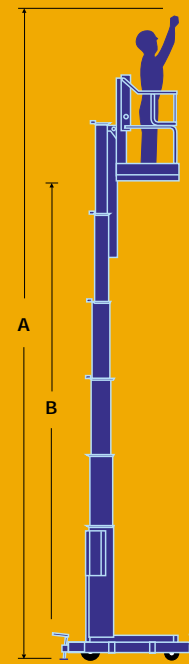
## standard features

- Tiltback mechanism  
(UL 32/40 models only)
- Outrigger interlock indicators
- Power to platform
- Integrated battery charger  
(DC only)
- 1 year parts/service
- 5 year structural warranty

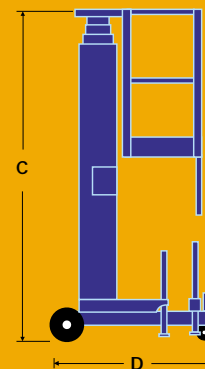
## options

- Laser locator
- Power to platform
- Canvas bag for fluorescent tubes
- Tool tray
- Narrow cage
- Short cage
- Auditorium kit
- Special paint colors
- Environmental green oil

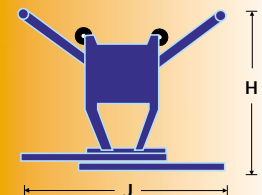
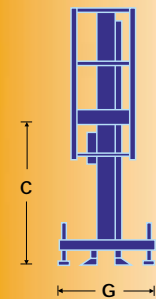
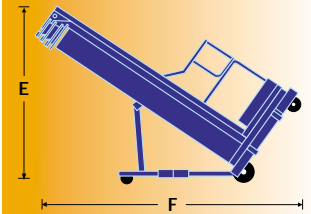
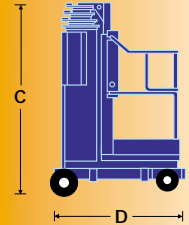
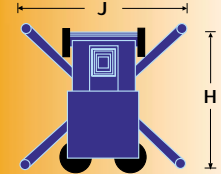
## UL20/25/32/40



## UL20



## UL25/32/40



manufactured by

**UpRight**

Meets or exceeds applicable requirements of OSHA and ANSI A92.3 - 1990.



This product is available with the CE mark confirming compliance with all relevant European Machinery Directives