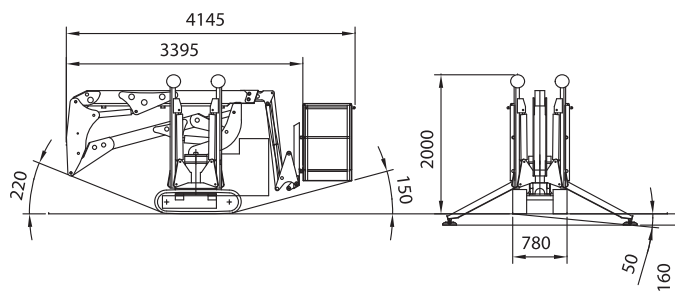
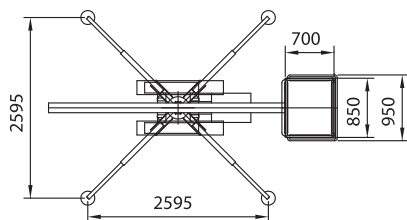
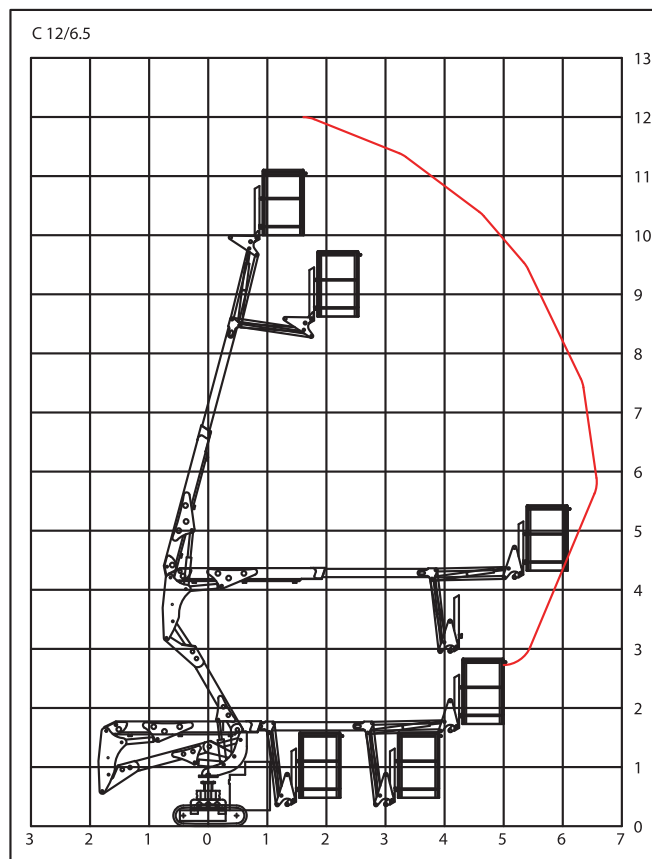


- **Self Stabilising System - One shot levelling makes set up easy with deployment indicator lights in platform**
- **Hour Meter - essential for service and usage monitoring**
- **Safety Harness Anchor Points - Vital for operator safety**
- **Removable lightweight cage - for access through standard doorways**
- **Emergency hand pump operated controls**
- **Audible motion Alarm - alerts operators of any function or movements**
- **220v mains panel with earth leakage circuit breaker - simply plug into the mains for quiet operation**
- **Automatic Pressure relief valve on Hydraulic circuits**
- **Electro Hydraulic Controls - for super smooth operation of all functions**
- **Automatic overload system - for improved operator safety**
- **Over centre lock valves on all cylinders - for added protection**
- **On board safety and maintenance manuals**



PLATFORM:	Removable, aluminium
DIMENSIONS:	850 x 700 x h1100
PLATFORM LEVELLING:	Hydraulic with closed circuit
BOOM:	2 section telescopic all steel
BOOM ANGLE:	0° / +75°
PANTOGRAPH ANGLE:	-15° / + 60°
SLEWING TURRET:	340° not continuous
CONTROLS:	Proportional controls
OIL TANK CAPACITY:	30L
DOUBLE PUMP:	4L+4L
CIRCUIT PRESSURE:	170bar
MAXIMUM GRADIENT:	28%
MAX WIND SPEED:	12.5 m/sec
ELECTRIC SYSTEM VOLTAGE:	12V
MAX MANUAL FORCE:	20 daN
CONTROL SPEED:	0.4 m/sec
LOAD CAPACITY:	120 kg
NO. OPERATORS:	1
MAX WORKING HEIGHT:	12m
MAX WORKING OUTREACH:	6.5m
MACHINE WEIGHT:	1,500 kg
TRACTION:	Tracked
MAX TRASLATION SPEED:	1.5 km/h
ENGINE:	Single-cylinder noiseless Honda
OUTRIGGERS:	Collapsible, hydraulic descent



C12/6.5

Tracked Aerial Platforms

BLUelift UK

Bluelift UK
Leeds LS15 4LG

T: +44 (0)113 385 4488
F: +44 (0)113 385 4489
E: sales@bluelift.uk.com
W: www.bluelift.uk.com