

TRAILER-MOUNTED PLATFORM

1300 RT



- 42 ft 1 in (13 m) working height.
- 18 ft 8 in (5.70 m) outreach.
- 463 lb (210 kg) / 2 people-platform capacity.
- 3,300 lb (1 500 kg) weight.
- Retractable axles.
- Fly jib.

ISO 9001
GROUP
PINGUELY
HAULOTTE



ARTICULATED BOOMS



VERTICAL MASTS



TELESCOPIC BOOMS



SCISSOR LIFTS



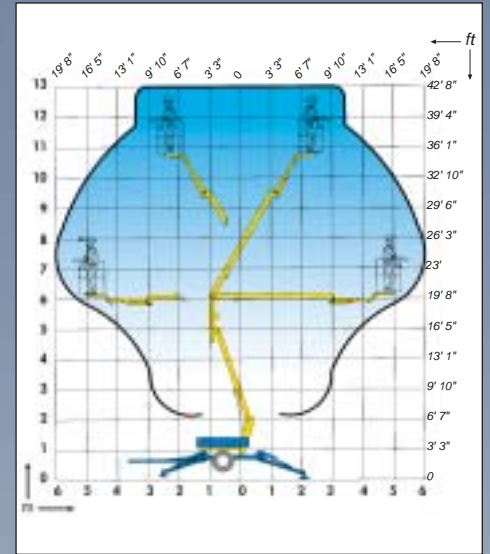
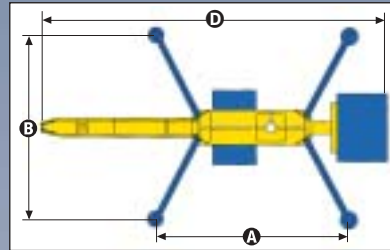
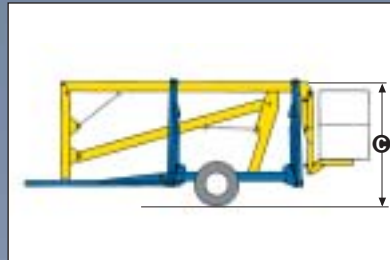
TRAILERS

Haulotte®

ON THE UP

The Haulotte® advantages

- Stable and easy to tow
- The retractable axles ensure access to narrow passages (1.20 m / 4 ft)
- Indoor and outdoor uses
- Full proportional controls
- Robust, reliable and easy to maintain design



STANDARD FEATURES

- 24 V - 275 AH batteries
- 30 A built-in charger
- 2 emergency stops
- 2 control boxes
- Load limiter in cage
- Spirit level indicator
- Braked axles
- Hydraulic outriggers

OPTIONS & ACCESSORIES

- Flashing light
- 220 V socket in basket
- Airline to cage
- 2 x 45° rotating basket
- Generator set
- Spare wheel
- Fibre glass basket

SPECIFICATIONS

Working height	13 m	42 ft 1 in
Platform height	11 m	36 ft 1 in
Horizontal outreach	5.70 m	18 ft 8 in
Width (with outriggers)	3.50 m	11 ft 6 in
Platform capacity	210 kg / 2 people	463 lb / 2 people
Platform size	0.80 x 1.20 m	32 in x 47 in
A x B Stabilised dimensions	3.20 x 3.50 m	10 ft 5 in x 11 ft 5 in
Turnable rotation	360°	360°
Basket rotation	90° (option)	90° (option)
Controls	Proportional	Proportional
Transport width	1.55 m	5 ft 1 in
Retracted width	1.2 m	4 ft
C Transport height	1.98 m	6 ft 6 in
D Transport length	5.95 m	19 ft 6 in
Weight	1 500 kg	3,300 lb
Batteries	24 V - 275 Ah	24 V - 275 AH
Built-in charger	30 A	30 A



AS1418.10

