

nifty



170SD

**SELF DRIVE
ACCESS PLATFORM**



17.10m (56ft 1in)
Working height

8.70m (26ft 6in)
Working outreach

Weight Saving Design

Easily transported &
manoeuvred on site

Telescopic Upper Boom

Greater accuracy when
positioning the platform

Bi-Energy Available

Optimises utilisation

Hydraulic Outriggers

Quick & easy to set up

**Fully Proportional
Hydraulic Controls**

Quick & easy to service

Platform Rotation

Better access to applications



niftylift

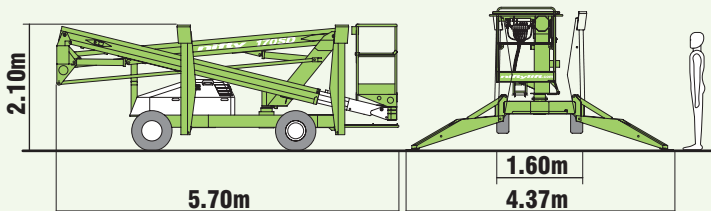
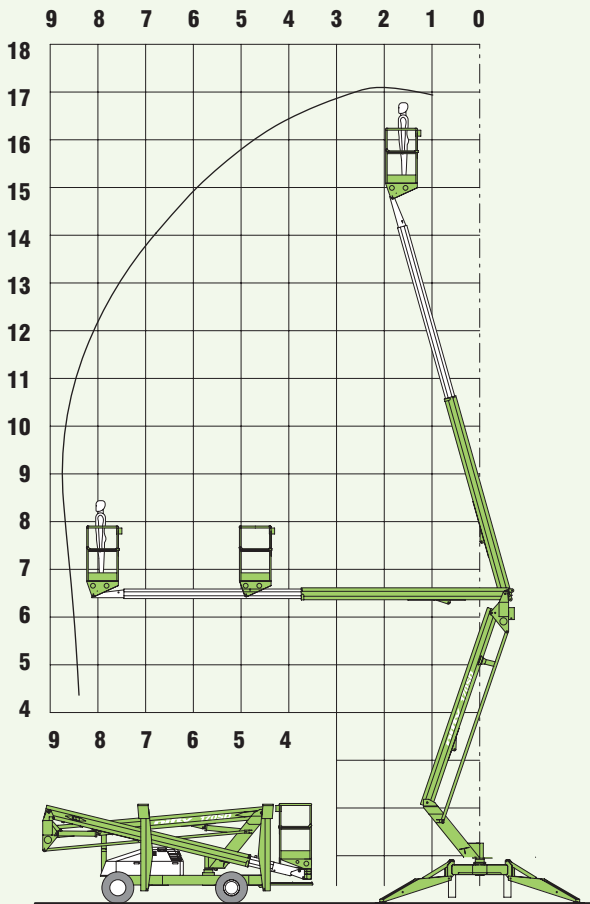
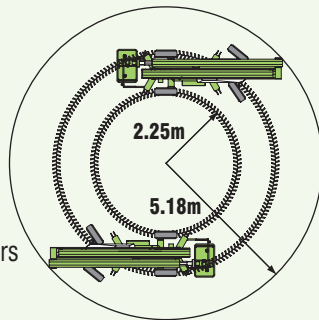


nifty 170SD

The Nifty 170SD combines the best of our self-propelled and trailer mounted ranges. It offers the same staggering reach capabilities as the Nifty 170 but with the versatility of a robust yet very lightweight drivable base. This allows the operator to manoeuvre, set up and operate this machine without leaving the platform, especially on uneven surfaces.

SAFETY FEATURES


- Pressure sensitive outriggers with
- Audible & visual alarms
- Dual controls (platform & base)
- Manual descent with hand-pump
- Lock valves on all hydraulic cylinders



Due to a policy of continuing development and improvement, Niftylift reserves the right to change any specification without notice. Please confirm exact specification before ordering.



The 170SD's outstanding reach makes it ideal for construction site work.



Also available trailer mounted. See Nifty 170 specification sheet.



Rough terrain tyres as standard and the 4WD option allow the 170SD to manoeuvre easily over a wide range of site conditions.

SPECIFICATIONS

Working Height	17.10m	56ft 1in
Platform Height	15.10m	49ft 6in
Working Outreach	8.70m	26ft 6in
Slew	360°	
Width - Travelling	1.60m	5ft 3in
- Working	4.37m	14ft 4in
Height - Stowed	2.10m	6ft 11in
Length - Overall	5.60m	18ft 4in
Weight	2250kg - 2450kg*	4950lbs - 5390lbs*
Turning Radius - Inside	2.25m	7ft 5in
- Outside	5.18m	17ft
Platform Rotation	100°	
Platform Capacity	200kg	440lbs
Platform Size	1.10m x 0.65m	3ft 8in x 2ft 1in
Drive Systems	Fully proportional 2WD, 2 wheel steer, rear wheel braking Optional 4WD, 2 wheel steer and hydrostatic braking, oscillating axle for rough terrain	
Control System	Fully proportional hydraulic controls	
Power Options	Battery Only Petrol or Diesel Only Bi-Energy (engine and battery)	

* Weights may vary according to specification / power options, please confirm before ordering.