

nifty



HR10

**SELF PROPELLED
ACCESS PLATFORM**



10m (33ft)
Working height


4.50m (14ft 9in)
Working Outreach

Weight Under 2 Tonnes
Low cost transportation

Bi-Energy Available
Optimising utilisation

**Fully Proportional
Hydraulic Controls**
Simple, reliable &
easy to maintain

**1.40m Chassis
Available**
Improving narrow aisle access



nifty



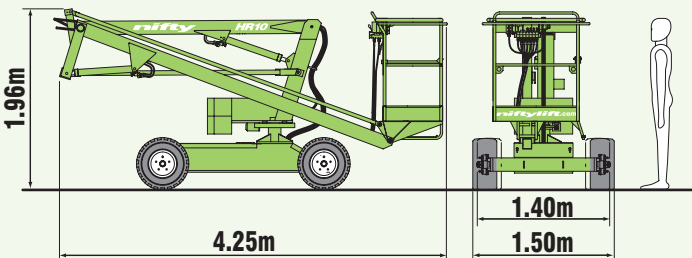
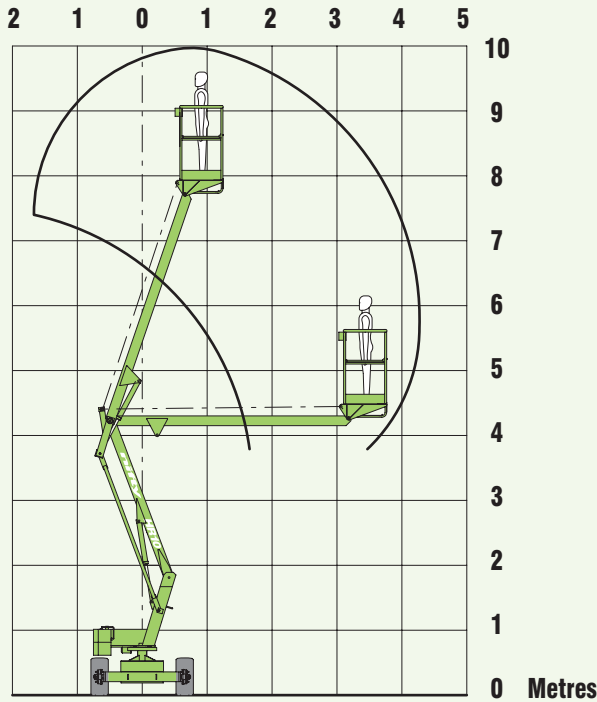
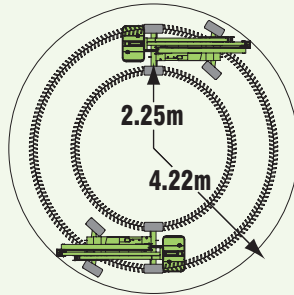
nifty

Heightrider 10

The Nifty Height Rider 10 provides excellent reach capabilities from a compact and very low weight base. The narrow option gives 1.40m (4ft 7in) access and its tight turning circle means superb manoeuvrability in restricted areas. Transportation is easy due to its low overall weight and a choice of power options makes this an ideal entry machine to the self-propelled market.

SAFETY FEATURES

- Automatic Failsafe Brakes
- Tilt Alarm
- Foam Filled or Solid Tyres
- Dual Controls (Platform & Base)
- Lock Valves on all Hydraulic Cylinders
- Manual Recovery with Hand Pump
- Dual Harness Points
- CE Mark



Due to a policy of continuing development and improvement, Niftylift reserves the right to change any specification without notice. Please confirm exact specification before ordering.

With a super narrow version at only 1.40m wide, operators can work even in the tightest working environments.



With fully proportional hydraulic controls, the HR10 is easy to operate and simple to maintain, making it ideal for a wide range of applications.

SPECIFICATIONS

Height - Working	10m	33ft
Height - Platform	8m	26ft 4in
Outreach - Working	4.50m	14ft 9in
Slew	360°	
Width - Standard	1.50m	4ft 11in
- Narrow	1.40m	4ft 7in
Height - Stowed	1.96m	6ft 5in
Length - Overall	4.25m	13ft 11in
Weight - Standard	1,930kg*	4,255lbs*
- Narrow	2,150kg*	4,750lbs*
Turning Radius - Inside	2.25m	7ft 5in
- Outside	4.22m	13ft 10in
Platform Capacity	200kg	440lbs
Platform Size	1.10m x 0.60m	3ft 8in x 2ft 1in
Drive Speed	4.1mph	6.6kph
Gradeability	45%	
Control System	Fully proportional hydraulic	
Power System	Battery Only Petrol or Diesel Only Bi-Energy (engine & battery)	

* Weights may vary according to specification / power options, please confirm before ordering.